

MINUTES

FORT BEND COUNTY MUNICIPAL UTILITY DISTRICT NO. 149

July 22, 2024

The Board of Directors (“Board”) of Fort Bend County Municipal Utility District No. 149 (“District”) met in regular session, open to the public, on July 22, 2024, at the offices of The Muller Law Group, PLLC, 202 Century Square Boulevard, Sugar Land, Texas 77478.

The following is a list of the District’s Board members:

Laura Thompson	President
Susan Winters	Vice President
Rose Herbst	Secretary/Treasurer
Kristi McLeod	Assistant Vice President
Kiran Rajaya	Assistant Secretary

and all of the above were present, thus constituting a quorum.

The following individuals were identified as present in-person or by videoconference for all or part of the meeting: Jay Parekh, representative Director of Fort Bend County Levee Improvement District No. 19; Leigh Vitols of McLennan & Associates, LP (“M&A”); Ryan Mapes and Ross Madia of Si Environmental, LLC (“Si”); Kristy Hebert of Tax Tech, Inc.; Julie Kveton of Riverstone Homeowners Association (“HOA”); Chad Hablinski of Pape-Dawson Engineers; Sgt. Michael Alexander of Fort Bend County Sheriff’s Office (“FBCSO”); Michael Willet of Touchstone District Services (“Touchstone”); Suzanne Ivey of Cypress Creek Pest Control (“CCPC”); Chip Sutton and Maria Munoz of Linebarger Goggan Blair & Sampson, LLP; Greg McGrath of McGrath & Co., PLLC (“McGrath”); Christie Leighton of Best Trash, LLC (“Best Trash”); Trey Reichert of Herrin Ranch Development II Inc.; and Shima Jalalipour and Samantha Edwards of The Muller Law Group, PLLC (“MLG”).

PUBLIC COMMENTS

Director Thompson opened the meeting to public comments. There being no public comments, Director Thompson closed the meeting to public comments.

MINUTES

The Board considered approving the minutes of the June 24, 2024, regular meeting. Following discussion, Director Winters moved to approve the minutes. Director McLeod seconded the motion, which passed unanimously.

GARBAGE AND RECYCLING MATTERS

Ms. Leighton provided an update on trash collection and recycling matters in the District. She also clarified that Best Trash does not pick up storm debris for the District. No Board action was necessary.

LAW ENFORCEMENT MATTERS

Sgt. Alexander reviewed the June 2024 law enforcement report, a copy of which is attached. He also reported on the following two programs available to the public through FBSCO: i) Project Lifesaver, a collaborative effort between FBSCO and Project Lifesaver International, which aims to locate individuals with cognitive disabilities who have wandered away; and ii) You Are Not Alone, a telephone reassurance program, sponsored by FBSCO, for seniors or disabled citizens living alone in Fort Bend County, where volunteers regularly conduct welfare checks. No Board action was necessary.

The Board reviewed the Interlocal Agreement for Additional Law Enforcement Services with Fort Bend County Municipal Utility District No. 128. Discussion ensued and the Board concurred to table further discussion to a later meeting.

The Board next considered a renewal of the Cost Sharing and Operating Agreement for Law Enforcement Equipment (“Agreement”) with Fort Bend County Municipal Utility Districts Nos. 115, 128, and 129, which provides for license plate recognition cameras throughout Riverstone. Following review and discussion, Director Winters moved to approve a renewal of the Agreement. Director Herbst seconded the motion, which passed unanimously.

ARBITRAGE REBATE REPORT ON SERIES 2014 UNLIMITED TAX BONDS

There was no discussion on this agenda item. No Board action was necessary.

AUDIT FOR FISCAL YEAR END JULY 31, 2024

Mr. McGrath presented an evergreen continuation letter with McGrath for the District’s auditing services. Mr. McGrath estimated a fee of \$18,000 for the Audit. The Board then considered authorizing McGrath to conduct the District’s audit for the fiscal year ending July 31, 2024 (“Audit”) in accordance with the evergreen continuation letter between McGrath and the District.

Following discussion, Director McLeod moved to authorize McGrath to conduct the Audit. Director Winters seconded the motion, which passed unanimously.

RENEWAL OF DISTRICT INSURANCE POLICIES

The Board reviewed a renewal proposal from McDonald & Wessendorff Insurance for the District’s insurance policies. Following review and discussion, Director Herbst moved to approve the renewal proposal, rejecting all additional optional coverages. Director McLeod seconded the motion, which passed unanimously.

TAX ASSESSMENT AND COLLECTION MATTERS

Ms. Hebert reviewed the June 2024 tax report, a copy of which is attached, including proposed payments for approval by the Board. Following review and discussion, Director Winters moved to approve the tax report and payments listed in the report. Director McLeod seconded the motion, which passed unanimously.

Mr. Sutton reviewed the delinquent tax report, a copy of which is attached. No Board action was necessary.

The Board then considered approving the First Amendment to Amended Contract for the Assessment and Collection of Taxes with Tax Tech, Inc., (the “Amendment”). Following review and discussion, Director Herbst moved to approve the Amendment. Director Rajaya seconded the motion, which passed unanimously.

OPERATION OF DISTRICT FACILITIES

Mr. Madia reported on the cybersecurity prevention measures Si incorporates regarding customer billing. No Board action was necessary.

Mr. Mapes reviewed the operator’s report for June 2024, a copy of which is attached. Mr. Mapes also reported that there was no damage to District facilities because of Hurricane Beryl. Following review and discussion, Director Winters moved to accept the operator’s report. Director Herbst seconded the motion, which passed unanimously.

The Board next conducted a hearing on the termination of utility service. Mr. Mapes reported that the residents on the delinquent letter accounts listing were mailed written notice prior to this meeting in accordance with the Rate Order, notifying them of the opportunity to appear before the Board of Directors to explain, contest, or correct the utility service bill and to show reason why the utility service should not be terminated for reason of nonpayment. A copy of the delinquent letter accounts listing is attached to the operator’s report. Director Winters moved that, because the residents on the attached list were neither present at the meeting nor had presented any statement on the matter, utility service should be terminated in accordance with procedures set forth in the Rate Order. Director Herbst seconded the motion, which passed unanimously.

ENGINEERING MATTERS

Mr. Hablinski reviewed the engineer’s report, a copy of which is attached.

Mr. Hablinski reported that contracts are being prepared for bid for the addition of natural gas-powered generators and associated electrical work for backup power for three District lift stations. No Board action was taken.

FINANCIAL AND BOOKKEEPING MATTERS

Ms. Vitols presented and reviewed the bookkeeper’s report, a copy of which is attached, including proposed payments for approval by the Board. Ms. Vitols then reviewed the proposed budgets for the District and the regional water supply system for the fiscal year ending July 31, 2025, copies of which are attached.

Following review and discussion, Director Herbst moved to i) approve the bookkeeper’s report and payment of the bills listed in the report; and ii) adopt the budget for the District and approve the budget for the regional water supply system, each for the fiscal year ending July 31, 2025. Director McLeod seconded the motion, which passed unanimously.

Discussion ensued regarding Check No. 1565, which replaced voided Check No. 1334,

payable to Off Cinco in the amount of \$855.25, for website administration and transfer of hosting services to Touchstone for the period August 2023. Director Herbst moved to withhold payment of Check No. 1565. Director McLeod seconded the motion, which passed unanimously.

STORM SEWER REHABILITATION PROJECT PROPOSAL

Mr. Reichert discussed a proposed regional storm sewer rehabilitation project for the Riverstone community, noting that several sections of paving throughout the community were not previously accepted by and have not been maintained by Fort Bend County (“County”). Mr. Reichert stated that the sections require repairs to obtain compliance with County regulations so the sections may be conveyed to the County. Mr. Reichert reviewed estimated pricing for the repairs, and requested the Board authorize financing the necessary repairs within the District’s boundaries. Following full review and discussion, Director Winters moved to authorize the District’s engineer to determine the scope of repairs and advertise for bids for the repairs before any further action is taken. Director Herbst seconded the motion, which passed unanimously.

CITY OF MISSOURI CITY MATTERS

There was no discussion on this agenda item.

STORMWATER QUALITY MANAGEMENT PLAN

There was no discussion on this agenda item.

RIVERSTONE HOMEOWNERS ASSOCIATION MATTERS

Ms. Kveton provided an update on HOA summer events. No Board action was necessary.

MOSQUITO SPRAYING

Ms. Ivey provided an update to the Board on mosquito fogging within the District. She reported that mosquito fogging provides a means of controlling the adult mosquito population however it is not an eradication measure. She recommended that residents continue to treat their lawns for mosquitoes. Discussion ensued and the Board requested CCPC provide GPS tracking reports for all previous applications. No Board action was taken.

WEBSITE, SOCIAL MEDIA, AND COMMUNICATIONS MATTERS

Mr. Willet reviewed Touchstone District Service’s report with the Board.

Discussion ensued and the Board requested that any inquiry for assistance or information submitted through the District’s website be forwarded to Director Thompson, Director Rajaya, and MLG. No Board action was necessary.

REPORT ON PROPOSED DISTRICT PROJECTS, ACTION ITEMS AND RESIDENT INQUIRIES

The Board reviewed the list of MLG action items and resident inquiries. No Board action was necessary.

There being no further business to come before the Board, the meeting was adjourned.

Rose Herbst

Secretary, Board of Directors

LIST OF ATTACHMENTS TO MINUTES

	<u>Minutes</u>
	<u>Page</u>
law enforcement report	2
tax assessor/collector's report	2
bookkeeper's report.....	3
engineer's report.....	3
operator's report.....	3

Any documents referenced in these minutes and not attached herein are retained in the District's official records, in accordance with the District's Record Management Program, and are available upon request.

**Fort Bend County
Contract Deputy Program**

**Riverstone
PATROL ACTIVITY
JUNE 2024**



Type	Number
Dispatched Calls	70
Traffic	32
Field Contacts	357
Property Checks	465
Arrests	1
Case Reports	14
Alarm Calls	18
911 Calls	10
House Watches	69

* **CRIMINAL ARRESTS** includes: traffic stops, felony & misdemeanor.

* **HOUSE WATCHES** includes: vacation watches and close patrols

**FORT BEND COUNTY MUNICIPAL UTILITY DISTRICT # 149
MONTHLY TAX REPORT - ENDING: 06/30/2024**

T A X R E P O R T - C O N D E N S E D S U M M A R Y

BASE TAX COLLECTIONS

Prior Years	0.00
Current Year	14,604.15
Total Tax Collected	14,604.15

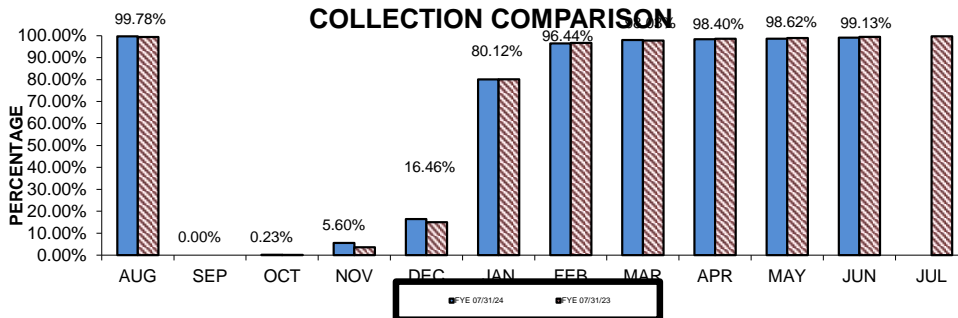
OTHER INCOME

Penalty & Interest	1,953.27
DTAF - 20% Penalty	0.00
Overpayments	115.57
Rendition Penalty	0.00
Returned Check Fee	0.00
Earned Interest	24.74
Total Other Income	2,093.58

TOTAL INCOME: 16,697.73

Transfers -Rollback Bond Fund	0.00	
Transfers -Rollback Operating Fund	0.00	
Transfers to Bond Fund	5,000.00	
Transfers to Operating Fund	1,869.26	
Disbursements Presented:	4 CHECK(S)	6,767.72
Current - Collection Rate:	99.13%	
Last Year Collection Rate:	99.48%	

Tax Tech, Incorporated - Trusted Since 1986



ESTHER BUENTELLO FLORES, RTA - E-mail: ebflores@taxtech.net
 TAX TECH, INCORPORATED - 12841 CAPRICORN STREET - STAFFORD, TX 77477
 Telephone: 281.499.1223 Fax: 281.499.1244 Email: taxes@taxtech.net Website:www.taxtech.net

I, Esther Buentello Flores-Tax Tech, Incorporated, Tax Assessor Collector for Fort Bend County Municipal Utility District #149 do affirm, to the best of my knowledge, this to be an accurate report of collections and disbursements pertaining to the tax fund.

FORT BEND COUNTY MUNICIPAL UTILITY DISTRICT #149 - ENDING: 06/30/2024**PRIOR YEARS TAXES**

Receivable at 09/30/23	\$5,983.89	
Reserve for Uncollectibles	0.00	
Adjustments since 09/30/23	(6,872.16)	
Adjustments this month		
2022 FBCAD KR#22	0.00	
TOTAL PRIOR YEARS RECEIVABLE		(\$888.27)
Collected since 09/30/23	888.27	
Collected this month	0.00	
TOTAL COLLECTED SINCE 09/30/23		888.27
TOTAL RECEIVABLE - PRIOR YEARS		\$0.00

2023 TAXES

Original 2023 Roll	2,835,415.63	
Adjustments since 09/30/23	22,755.09	
Adjustments this month		
2023 FBCAD KR#10	(115.57)	
TOTAL 2023 RECEIVABLE		2,858,055.15
Collected since 09/30/23	(2,818,670.68)	
Collected this month	(14,604.15)	
TOTAL COLLECTED - 2023		(2,833,274.83)
TOTAL RECEIVABLE - 2023		24,780.32
TOTAL TAXES RECEIVABLE - ALL YEARS		<u>\$24,780.32</u>

FORT BEND COUNTY MUNICIPAL UTILITY DISTRICT #149 - ENDING: 06/30/2024

CASH BALANCE AT FISCAL YEAR BEGINNING

\$ 32,720.16

INCOME	8/31/2023	9/30/2023	10/31/2023	11/30/2023	12/31/2023	1/31/2024	2/29/2024	3/31/2024	4/30/2024	5/31/2024	6/30/2024	7/31/2024	TOTAL
BASE TAX COLLECTED	742.08	1,754.20	6,537.63	151,324.20	310,832.58	1,816,397.02	464,764.65	46,107.57	11,692.39	8,372.17	14,604.15	0.00	2,833,128.64
PENALTY & INTEREST	141.79	642.86	0.00	0.01	(28.85)	0.27	2,156.63	3,518.04	740.55	1,549.19	1,953.27	0.00	10,673.76
DTAF - 20% PENALTY	177.61	785.50	0.00	0.00	0.00	0.00	0.00	0.00	0.00	691.48	0.00	0.00	1,654.59
EARNED INTEREST	17.67	15.91	13.66	32.34	103.24	688.70	744.48	177.29	40.92	23.47	24.74	0.00	1,882.42
OVERPAYMENTS	0.00	1,530.46	105.61	1,250.78	490.28	9,261.77	1,816.39	1,974.02	349.47	1,130.17	115.57	0.00	18,024.52
ESCROWED FUNDS*	0.00	0.00	0.00	0.00	0.00	0.00	2,730.08	0.00	0.00	0.00	0.00	0.00	2,730.08
RETURNED CHECK FEE	0.00	0.00	0.00	0.00	0.00	0.00	0.00	25.00	25.00	0.00	0.00	0.00	50.00
RENDITION PENALTY	4.18	0.00	0.00	0.00	0.00	0.00	0.00	0.00	0.00	2.04	0.00	0.00	6.22
TOTALS	1,083.33	4,728.93	6,656.90	152,607.33	311,397.25	1,826,347.76	472,212.23	51,801.92	12,848.33	11,768.52	16,697.73	0.00	2,868,150.23

*16 ACCOUNTS AWAITING TO BE CERTIFIED AND SUPPLEMENTS BY FBCAD

EXPENSES	8/31/2023	9/30/2023	10/31/2023	11/30/2023	12/31/2023	1/31/2024	2/29/2024	3/31/2024	4/30/2024	5/31/2024	6/30/2024	7/31/2024	TOTAL
TAX A/C CONSULTANT	2,191.90	2,332.20	2,262.05	2,262.05	2,262.05	2,262.05	2,272.40	2,272.40	2,272.40	2,277.00	2,277.00	0.00	24,943.50
TRANSFER: BOND FUND	0.00	5,000.00	0.00	0.00	0.00	50,000.00	1,720,000.00	380,000.00	40,000.00	10,000.00	5,000.00	0.00	2,210,000.00
TRANSFER: M&O 2023	0.00	(509.94)	30.70	363.60	134.12	380,518.07	77,401.07	93,003.98	9,192.64	1,730.64	1,869.26	0.00	563,734.14
TRANSFER: M&O 2022	0.00	2,642.15	(30.70)	(363.60)	(134.06)	(518.07)	(218.77)	(119.31)	(8.35)	623.45	0.00	0.00	1,872.74
TRANSFER: M&O 2021	0.00	0.00	0.00	0.00	(0.03)	0.00	0.00	0.00	0.00	1.20	0.00	0.00	1.17
TRANSFER: M&O 2020	0.00	0.00	0.00	0.00	(0.01)	0.00	0.00	0.00	0.00	0.00	0.00	0.00	(0.01)
TRANSFER: M&O 2019	0.00	0.00	0.00	0.00	(0.02)	0.00	0.00	0.00	0.00	0.00	0.00	0.00	(0.02)
TRANSFER: M&O 2018	0.00	0.00	0.00	0.00	0.00	0.00	0.00	0.00	0.00	0.00	0.00	0.00	0.00
OVERPAYMENT REFUND	0.00	0.00	1,530.46	105.61	1,250.78	2,446.10	8,934.84	499.40	1,662.12	349.47	1,130.17	0.00	17,908.95
PRIOR FYE: O/P	749.39	0.00	0.00	0.00	0.00	0.00	0.00	0.00	0.00	0.00	0.00	0.00	749.39
TRANSFER: ROLLBK M&O	0.00	0.00	0.00	0.00	0.00	0.00	0.00	0.00	0.00	0.00	0.00	0.00	0.00
TRANSFER: ROLLBK BON	0.00	0.00	0.00	0.00	0.00	0.00	0.00	0.00	0.00	0.00	0.00	0.00	0.00
CAD ASSESSMENT	0.00	0.00	6,360.41	0.00	6,360.41	0.00	0.00	6,360.41	0.00	0.00	0.00	0.00	19,081.23
DEL TAX ATTY FEE	0.00	177.61	785.50	0.00	0.00	0.00	0.00	0.00	0.00	691.48	0.00	0.00	1,654.59
PRIOR FYE: DTAF	450.57	0.00	0.00	0.00	0.00	0.00	0.00	0.00	0.00	0.00	0.00	0.00	450.57
LEGAL NOTICES	0.00	0.00	860.90	0.00	0.00	0.00	0.00	0.00	0.00	0.00	0.00	0.00	860.90
BANK CHARGES	0.00	92.20	0.00	0.00	0.00	0.00	0.00	0.00	1.00	0.00	0.00	0.00	93.20
ESTIMATE OF VALUE	0.00	0.00	700.00	0.00	0.00	0.00	0.00	0.00	0.00	0.00	0.00	0.00	700.00
CERTIFICATE OF VALUE	0.00	30.00	0.00	0.00	0.00	0.00	0.00	0.00	0.00	0.00	0.00	0.00	30.00
BOND \$10,000 8/2025	0.00	0.00	0.00	0.00	0.00	0.00	0.00	0.00	0.00	0.00	0.00	0.00	0.00
LASER CHECK FEE	0.00	0.00	0.00	0.00	0.00	0.00	0.00	0.00	0.00	0.00	0.00	0.00	0.00
RENDITION PENALTY	0.00	0.00	0.00	0.00	0.00	0.00	0.00	0.00	0.00	0.00	0.00	0.00	0.00
CONTINUING DISCLOSUR	0.00	0.00	0.00	0.00	0.00	600.00	0.00	0.00	0.00	0.00	0.00	0.00	600.00
POSITIVE PAY SERVICES	0.00	0.00	0.00	0.00	300.00	0.00	0.00	0.00	0.00	0.00	0.00	0.00	300.00
SB2 CAD 26.17 SERVICES	0.00	0.00	0.00	0.00	360.00	0.00	0.00	0.00	0.00	0.00	0.00	0.00	360.00
TAX CERTIFICATES	0.00	0.00	0.00	0.00	0.00	0.00	0.00	0.00	0.00	0.00	0.00	0.00	0.00
COURIER SERVICES	0.00	0.00	0.00	0.00	0.00	0.00	0.00	0.00	0.00	0.00	0.00	0.00	0.00
POSTAGE	0.00	0.00	0.00	1,298.22	0.00	0.00	0.00	1,343.68	0.00	0.00	0.00	0.00	2,641.90
TOTAL	3,391.86	9,764.22	12,499.32	3,665.88	10,533.24	435,308.15	1,808,389.54	483,360.56	53,119.81	14,981.76	10,967.91	0.00	2,845,982.25
Monthly Balance:	30,411.63	25,376.34	19,533.92	168,475.37	469,339.38	1,860,378.99	524,201.68	92,643.04	52,371.56	49,158.32	54,888.14	54,888.14	(2,845,982.25)

CASH BALANCE AT MONTH END:

POTENTIAL LITIGATION REFUNDS: 2023 \$0 @ 06.22.2024

\$ 54,888.14

MEETING DATE: JULY 22, 2024

2222	MCDONALD & WESSENDORFF INS	BOND PREM POLICY#TX626586 EFF: 8/30/24 - 8/30/25	\$ 50.00
2223	FORT BEND CENTRAL APPRAISAL DISTRICT	FBCAD 4TH QUARTERLY ASSESSMENT FEE DUE 8/20/24	\$ 4,325.15
2224	DENAO MARICHU	2023 O/P#7505010060420907 HOMESTEAD CAP	\$ 115.57
2225	TAX TECH INCORPORATED	\$ 2,277.00 JULY 2024 TAX ASSESSOR FEE (2023: 1,980 ITEMS X \$1.15)	\$ 2,277.00

TOTAL DISBURSEMENTS: \$ (6,767.72)

07.11.2024	WIRE FORT BEND COUNTY M.U.D. # 149, OPERATING FUND	MAINTENANCE & OPERATIONS TAX TRANSFER	\$ (2,920.83)
07.11.2024	WIRE FORT BEND COUNTY M.U.D. # 149, BOND FUND	BOND FUND TRANSFER	\$ (20,000.00)

CHECKING ACCOUNT BALANCE: (STELLAR BANK) \$ 25,199.59

FORT BEND COUNTY MUNICIPAL UTILITY DISTRICT #149 - ENDING: 06/30/2024

H I S T O R I C A L I N F O R M A T I O N

TAXABLE VALUE INFORMATION					TAX RATE INFORMATION			
Tax Year	Original Certified Value	Adjustments to Certified Value	Adjusted Assessed Value	Special Notes	Interest & Sinking Tax Rate	Maintenance & Operations Tax Rate	Total Tax Rate	Tax Year
2023	756,110,861	6,037,201	762,148,062	+ U/C \$2,597,121 = \$764,433,492	0.3000	0.0750	0.3750	2023
2022	610,212,967	19,807,949	630,020,916		0.3050	0.1250	0.4300	2022
2021	512,418,381	(29,749)	512,388,632		0.3300	0.1200	0.4500	2021
2020	496,679,389	4,779,146	501,458,535		0.3600	0.0900	0.4500	2020
2019	478,213,189	4,272,216	482,485,405		0.3700	0.1300	0.5000	2019
2018	439,871,833	12,040,798	451,912,631		0.4000	0.1000	0.5000	2018
2017	451,621,313	(16,842,736)	434,778,577		0.3900	0.1100	0.5000	2017
2016	410,572,133	23,666,139	434,238,272		0.4200	0.0800	0.5000	2016
2015	327,955,740	31,140,985	359,096,725		0.5500	0.1000	0.6500	2015
2014	226,924,594	29,344,695	256,269,289		0.4700	0.2300	0.7000	2014
2013	152,681,050	9,818,420	162,499,470		0.3200	0.3800	0.7000	2013
2012	76,518,910	7,294,357	83,813,267		0.2100	0.4900	0.7000	2012
2011	30,139,800	1,834,860	31,974,660		0.0000	0.7000	0.7000	2011
2010	12,189,960	805,775	12,995,735		0.0000	0.7000	0.7000	2010
2009	7,062,406	(6,572)	7,055,834		0.0000	0.8000	0.8000	2009
2008	3,003,060	26,631	3,029,691		0.0000	0.8000	0.8000	2008
2007	2,306,200	0.00	2,306,200		0.0000	0.8000	0.8000	2007

TAXABLE LEVY INFORMATION					BASE TAX RECEIVABLES				
Tax Year	Total Original Levy	Total Adjustments to Levy	Total Adjusted Levy	Total Base Tax Collected	Balance	Reserve for Uncollectible	Total Base Tax Receivable	Total Percent Collected	Tax Year
2023	2,835,415.63	22,639.52	2,858,055.15	(2,833,274.83)	24,780.32	0.00	24,780.32	99.13%	2023
2022	2,623,915.84	85,174.14	2,709,089.98	(2,709,089.98)	0.00	0.00	0.00	100.00%	2022
2021	2,305,882.92	(133.91)	2,305,749.01	(2,305,749.01)	0.00	0.00	0.00	100.00%	2021
2020	2,235,057.06	21,506.14	2,256,563.20	(2,256,563.20)	0.00	0.00	0.00	100.00%	2020
2019	2,391,065.95	21,361.10	2,412,427.05	(2,412,427.05)	0.00	0.00	0.00	100.00%	2019
2018	2,199,359.18	60,203.98	2,259,563.16	(2,259,563.16)	0.00	0.00	0.00	100.00%	2018
2017	2,258,106.56	(84,213.65)	2,173,892.91	(2,173,892.91)	0.00	0.00	0.00	100.00%	2017
2016	2,052,860.67	118,330.69	2,171,191.36	(2,171,191.36)	0.00	0.00	0.00	100.00%	2016
2015	2,131,712.39	202,416.38	2,334,128.77	(2,334,128.77)	0.00	0.00	0.00	100.00%	2015
2014	1,588,472.16	205,412.86	1,793,885.02	(1,793,885.02)	0.00	0.00	0.00	100.00%	2014
2013	1,068,767.35	68,728.95	1,137,496.30	(1,137,496.30)	0.00	0.00	0.00	100.00%	2013
2012	535,632.37	51,060.52	586,692.89	(586,692.89)	0.00	0.00	0.00	100.00%	2012
2011	210,978.60	12,844.02	223,822.62	(223,822.62)	0.00	0.00	0.00	100.00%	2011
2010	85,329.72	5,640.43	90,970.15	(90,970.15)	0.00	0.00	0.00	100.00%	2010
2009	56,499.25	(52.58)	56,446.67	(56,446.67)	0.00	0.00	0.00	100.00%	2009
2008	24,024.48	213.05	24,237.53	(24,237.53)	0.00	0.00	0.00	100.00%	2008
2007	18,449.60	0.00	18,449.60	(18,449.60)	0.00	0.00	0.00	100.00%	2007
					\$24,780.32	\$0.00	\$24,780.32	(ALL YEARS)	

MAINTENANCE TAX LEVY					M & O RECEIVABLES					
Tax Year	Total M & O Levy	Total Adjustments to M & O Levy	Total M & O Levy	M & O Transferred	Balance	Tax Administration Budget	Reserve for M & O Uncollectible	Total M & O Receivable	Total Percent Collected	Tax Year
2023	567,083.13	4,527.90	571,611.03	(566,654.97)	4,956.06	0.00	0.00	4,956.06	99.13%	2023
2022	762,766.23	24,759.92	787,526.16	(787,526.16)	0.00	0.00	0.00	-	100.00%	2022
2021	614,902.11	(35.71)	614,866.40	(614,866.40)	0.00	0.00	0.00	0.00	100.00%	2021
2020	447,011.41	4,301.23	451,312.64	(451,312.64)	0.00	0.00	0.00	0.00	100.00%	2020
2019	621,677.15	5,553.89	627,231.03	(627,231.03)	0.00	0.00	0.00	0.00	100.00%	2019
2018	439,871.84	12,040.80	451,912.63	(451,912.63)	0.00	0.00	0.00	0.00	100.00%	2018
2017	496,783.44	(18,527.00)	478,256.44	(478,256.44)	0.00	0.00	0.00	0.00	100.00%	2017
2016	328,457.71	18,932.91	347,390.62	(347,390.62)	0.00	0.00	0.00	0.00	100.00%	2016
2015	327,955.75	31,140.98	359,096.73	(359,096.73)	0.00	0.00	0.00	0.00	100.00%	2015
2014	521,926.57	67,492.80	589,419.36	(589,419.36)	0.00	0.00	0.00	0.00	100.00%	2014
2013	580,187.99	37,310.00	617,497.99	(617,497.99)	0.00	0.00	0.00	0.00	100.00%	2013
2012	374,942.66	35,742.36	410,685.02	(410,685.02)	0.00	0.00	0.00	0.00	100.00%	2012
2011	210,978.60	12,844.02	223,822.62	(202,822.62)	21,000.00	(21,000.00)	0.00	0.00	100.00%	2011
2010	85,329.72	5,640.43	90,970.15	(78,970.15)	12,000.00	(12,000.00)	0.00	0.00	100.00%	2010
2009	56,499.25	(52.58)	56,446.67	(47,446.67)	9,000.00	(9,000.00)	0.00	0.00	100.00%	2009
2008	24,024.48	213.05	24,237.53	(24,237.53)	0.00	0.00	0.00	0.00	100.00%	2008
2007	18,449.60	0.00	18,449.60	(18,449.60)	0.00	0.00	0.00	0.00	100.00%	2007
					\$46,956.06	(\$42,000.00)	\$0.00	4,956.06	(ALL YEARS)	

Fort Bend County MUD # 149

Cash Report Summary

06/25/24 to 07/22/24

	GENERAL FUND	CAPITAL PROJECTS FUND	DEBT SERVICE FUND
BEGINNING BALANCE	\$ 179,656.48	\$ 98,555.34	\$ -
RECEIPTS - SEE PAGE 2 AND 3	282,584.54	-	-
DISBURSEMENTS - SEE PAGE 4 AND 5	311,757.94	30.00	-
CURRENT CASH BALANCE	\$ 150,483.08	\$ 98,525.34	\$ -
CURRENT INVESTMENTS	5,979,849.00	89,519.27	3,358,817.01
CURRENT BALANCE	<u>\$ 6,130,332.08</u>	<u>\$ 188,044.61</u>	<u>\$ 3,358,817.01</u>
Purchase Capacity Missouri City	\$ -	\$ -	
Allocation for Renew & Replacement	\$ (1,375,536.00)		
Current Balance after Allocations	<u>\$ 4,754,796.08</u>	<u>\$ 188,044.61</u>	

Operating Reserve Per Budget for 7/31/24 \$2,612,583.00

Current Months of Reserve 21.84

Last Month Reserve 22.30

General Fund
Capital Projects Fund

Central Bank
Central Bank

Account No. XXX6716
Account No. XXX0342

McLennan & Associates, L.P.
 1717 St. James Place, Suite 500 Box 45
 Houston, Texas 77056
 Phone 281 920-4000 Fax 281 920-0065
 E-Mail: JDiaz@McLennanandAssoc.com
 E-Mail: LVitols@McLennanandAssoc.com

Fort Bend County MUD # 149

Cash Receipts

06/25/24 to 07/22/24

	<u>GENERAL FUND</u>	<u>CAPITAL PROJECTS FUND</u>	<u>DEBT SERVICE FUND</u>
INTEREST - 6/24	\$ 178.71	\$ -	\$ -
INVESTMENT TRANSFER - 7/22/24	100,000.00	-	-
UNALLOCATED REVENUE	-	-	-
BUILDER A / R	-	-	-
WATER REVENUE	26,564.99	-	-
SEWER REVENUE	79,983.45	-	-
SURFACE WATER REVENUE	46,451.82	-	-
FIRE CONTRACT REVENUE	26,231.30	-	-
TAP REVENUE	-	-	-
INSPECTIONS	-	-	-
MISCELLANEOUS REVENUE	-	-	-
CUSTOMER DEPOSITS	225.00	-	-
RECONNECTS	429.97	-	-
COLLECTIONS	227.65	-	-
BUILDER DEPOSIT	-	-	-
TRANSFER FEES	630.00	-	-
RENTAL METER FEE	-	-	-
PENALTY REVENUE	1,661.66	-	-
TOTAL RECEIPTS	\$ 282,584.54	\$ -	\$ -

Fort Bend County MUD # 149

Cash Disbursements

07/22/24

GENERAL FUND

Check	Payee	Description	Amount
* 1572	Fort Bend County MUD #128	Security Services	VOID \$ -
* 1605	Fort Bend County MUD #128	Security Services 5/2024	17,470.49
* 1608	Si Energy	5603 1/2 Rising Walk Ct - 5/2024	151.93
* 1631	Fort Bend County #115-Regional Wtr Supply	Purchase Water - 5/2024	52,170.34
* 1632	Fort Bend County MUD #128	Security Services - 6/2024	17,167.30
* 1633	En-Touch Systems, Inc.	(LS#1) 281-778-7061 - 6/15-7/14/2024	44.06
* 1634	En-Touch Systems, Inc.	(LS#2) 281-778-3362 - 7/2024	46.64
* 1635	Si Energy	5603 1/2 Rising Walk Ct	UNUSED -
* 1636	Gexa Energy	4600 1/2 CC,4419 1/2 MS,5701 1/2 AO,3550 1/2 LJ - 5/15-6/14/2024	1,019.05
1637	Pape-Dawson Engineers	Engr-1 Year Insp/District Consultation thru 6/28/2024	1,226.93
1638	Pape-Dawson Engineers	Engr-Lift Station Generators thru 6/28/2024	1,918.68
1639	The Muller Law Group, PLLC	Legal Fees-General Services - 7/2024	7,088.00
1640	The Muller Law Group, PLLC	Legal Fees-General Exp thru 6/30/2024	369.30
1641	SI Environmental, LLC	Oper, M/R, Insp - 6/2024	33,234.71
1642	McLennan & Associates, LP	Bkkpg,Exps,PR, Addtl - 6/2024	4,450.16
1643	Association of Water Board Directors-TX	Parks Webinar 6/7/2024 - R. Herbst	45.00
1644	Association of Water Board Directors-TX	Parks Webinar 6/7/2024 - S. Winters	45.00
1645	Association of Water Board Directors-TX	Parks Webinar 7/12/2024 - R. Herbst	45.00
1646	Association of Water Board Directors-TX	Parks Webinar 7/12/2024 - K. McLeod	45.00
1647	Association of Water Board Directors-TX	Parks Webinar 7/12/2024 - K. Rajaya	45.00
1648	Best Trash	Garbage Services - 6/2024	38,599.68
1649	City of Missouri City	SB/FB Maint Svc - 7/2024	23,074.00
1650	City of Missouri City	Fire Protection Services (1,547 x 17.46) 6/2024	27,010.62
1651	City of Missouri City	Final True-Up - 5/17/2024	22,241.37
1652	Cypress Creek Mosquito Control	Mosquito Larvacide/Control - 6/2024	2,705.00
1653	Envirodyne Laboratories, Inc.	Lab Fees - 5/2024	187.75
1654	Fort Bend County #115-Regional Wtr Supply	Major Rprs Capital Pro-Rata Shares - 5/2024	36,147.48
1655	McDonald & Wessendorff	Commercial Insurance-Renew Policy - 8/30/24 - 8/30/25	11,842.00
1656	Off Cinco	Repl ch#1334 - Website Maint/Hosting Fee - 7/2023	855.25
1657	TexGreen	Grounds Maintenance - 6/2024	390.00
1658	Touchstone District Services	Monthly Website Hosting and Maint - 7/2024	380.00
1659	Touchstone District Services	Reporting/Meeting Attendance thru 7/9/2024	689.00
1660	Taylor Morrison HRC	Deposit Refunds - Multiple Service Addresses	609.12
P 1661	Fort Bend County #115-Regional Wtr Supply	Purchase Water	-
P 1662	Fort Bend County MUD #128	Security Services 7/2024	-
P 1663	En-Touch Systems, Inc.	(LS#1) 281-778-7061	-
P 1664	En-Touch Systems, Inc.	(LS#2) 281-778-3362	-
P 1665	Si Energy	5603 1/2 Rising Walk Ct	-
P 1666	Gexa Energy	4600 1/2 CC,4419 1/2 MS,5701 1/2 AO,3550 1/2 LJ -	-

OTHER

-DM-	Rose Herbst	Dir Fees/Exps: 6/7, 6/13-16, 6/24/24	\$ 2,876.76
-DM-	Kristi McLeod	Dir Fees/Exps: 6/7, 6/13-16, 6/24/24	1,237.96
-DM-	Kiran Rajaya	Dir Fees/Exps: 6/7, 6/13-15, 6/24/24	1,806.62
-DM-	Laura Thompson	Dir Fees/Exps: 6/7, 6/24/24	381.58
-DM-	Susan Winters	Dir Fees/Exps: 6/7, 6/13-15, 6/24/24	2,078.13
-DM-	Central Bank	Service Charge - 6/24	30.00
-DM-	ADP, Inc.	ADP - Payroll Admin - 6/24	152.53
-DM-	IRS	IRS - Payroll Taxes - 6/24	1,012.03
-DM-	Central Bank	Heartland Returns 6/24	868.47

* Indicates checks written at the last meeting

P Indicates checks pending completion

Fort Bend County MUD # 149

Cash Disbursements, Continued

07/22/24

CAPITAL PROJECTS FUND

Check	Payee	Description	Amount
			\$ -
Other: -DM-	Central Bank	Bank Service Charge - 6/24	\$ 30.00
TOTAL CAPITAL PROJECTS FUND DISBURSEMENTS			\$ 30.00

DEBT SERVICE FUND

Check	Payee	Description	Amount
			\$ -
Other:			
TOTAL DEBT SERVICE FUND DISBURSEMENTS			\$ -

* Indicates checks written at the last meeting

P Indicates checks pending completion

NOTE: Shaded checks to be held pending receipt of Developer Advance

Fort Bend County MUD # 149

Schedule of Investments

07/22/24

BANK	INVESTMENT #	RATE	PURCHASE	MATURE	AMOUNT								
GENERAL FUND													
Texpool	79342 79342 00001	5.3120%	7/22/2024		\$ 2,785,927.78								
Texas Class	TX 01-0639-0001	5.4278%	6/30/2024		<u>3,293,921.22</u>								
<table border="1" style="width: 100%; border-collapse: collapse;"> <tr> <td>Activity from 6/30/2024</td> <td style="text-align: right;">\$ 6,076,928.17</td> </tr> <tr> <td>Maint Tax Transfer - 7/11/2024</td> <td style="text-align: right;">2,920.83</td> </tr> <tr> <td></td> <td style="text-align: right;">-</td> </tr> <tr> <td>Balance to Date 7/22/2024</td> <td style="text-align: right;">\$ 6,079,849.00</td> </tr> </table>						Activity from 6/30/2024	\$ 6,076,928.17	Maint Tax Transfer - 7/11/2024	2,920.83		-	Balance to Date 7/22/2024	\$ 6,079,849.00
Activity from 6/30/2024	\$ 6,076,928.17												
Maint Tax Transfer - 7/11/2024	2,920.83												
	-												
Balance to Date 7/22/2024	\$ 6,079,849.00												
TOTAL GENERAL FUND					\$ 6,079,849.00								
(Investment Interest Earned 06/2024 = 26,714.42)													
CAPITAL PROJECTS FUND													
Texpool	79342 79342 00002	5.3120%	6/30/2024		\$ 89,519.27								
<table border="1" style="width: 100%; border-collapse: collapse;"> <tr> <td>Activity from 6/30/2024</td> <td style="text-align: right;">\$ 89,519.27</td> </tr> <tr> <td></td> <td style="text-align: right;">-</td> </tr> <tr> <td>Balance to Date 7/22/2024</td> <td style="text-align: right;">\$ 89,519.27</td> </tr> </table>						Activity from 6/30/2024	\$ 89,519.27		-	Balance to Date 7/22/2024	\$ 89,519.27		
Activity from 6/30/2024	\$ 89,519.27												
	-												
Balance to Date 7/22/2024	\$ 89,519.27												
TOTAL CAPITAL PROJECTS FUND					\$ 89,519.27								
(Investment Interest Earned 06/2024 = 389.13)													
DEBT SERVICE FUND													
Texpool	79342 79342 00003	5.3120%	7/11/2024		\$ 3,358,817.01								
<table border="1" style="width: 100%; border-collapse: collapse;"> <tr> <td>Activity from 6/30/2024</td> <td style="text-align: right;">\$ 3,338,817.01</td> </tr> <tr> <td>Tax Transfer - 7/11/2024</td> <td style="text-align: right;">20,000.00</td> </tr> <tr> <td></td> <td style="text-align: right;">-</td> </tr> <tr> <td>Balance to Date 7/22/2024</td> <td style="text-align: right;">\$ 3,358,817.01</td> </tr> </table>						Activity from 6/30/2024	\$ 3,338,817.01	Tax Transfer - 7/11/2024	20,000.00		-	Balance to Date 7/22/2024	\$ 3,358,817.01
Activity from 6/30/2024	\$ 3,338,817.01												
Tax Transfer - 7/11/2024	20,000.00												
	-												
Balance to Date 7/22/2024	\$ 3,358,817.01												
TOTAL DEBT SERVICE FUND					\$ 3,358,817.01								
(Investment Interest Earned 06/2024 = 14,505.34)													
TOTAL INVESTMENTS, ALL FUNDS					\$ 9,528,185.28								

DEBT SERVICE REQUIREMENTS

	03/01/24 PAID	09/01/24	03/01/25	09/01/25
SERIES 2014 - Regions Bank				
PRINCIPAL	-	415,000.00	-	430,000.00
INTEREST	155,793.75	155,793.75	149,568.75	149,568.75
SERIES 2015 -				
PRINCIPAL	-	325,000.00	-	325,000.00
INTEREST	115,321.88	115,321.88	111,259.38	111,259.38
SERIES 2021R -				
PRINCIPAL	-	310,000.00	-	330,000.00
INTEREST	59,500.00	59,500.00	54,850.00	54,850.00
SERIES 2022 -				
PRINCIPAL	-	85,000.00	-	80,000.00
INTEREST	65,693.75	65,693.75	64,206.25	64,206.25
SERIES 2023 -				
PRINCIPAL	-	110,000.00	-	100,000.00
INTEREST	83,149.31	97,187.50	93,887.50	93,887.50
TOTALS	\$ 479,458.69	\$ 1,738,496.88	\$ 473,771.88	\$ 1,738,771.88
ANNUALS	2024 =	\$ 2,217,955.57	2025 =	\$ 3,477,543.76

Note: Above amounts do not include Paying Agent Fees.

Note: Shaded areas indicate bond payments have been made

Fort Bend County MUD # 149

Investment Report

06/01/24 to 06/30/24

BANK	INVESTMENT NUMBER	TYPE*	RATE	PURCHASE	MATURE	AMOUNT	INVESTMENT MARKET VALUE
GENERAL FUND							
Texpool	79342 79342 00001	C	5.3120%	6/30/2024		\$ 2,783,006.95	\$ 2,783,006.95
Texas Class	TX 01-0639-0001	C	5.4278%	6/30/2024		<u>3,293,921.22</u>	<u>3,293,921.22</u>
Beginning Balance	\$ 6,048,344.49						
Interest	26,714.42						
Addition	1,869.26				Maint. Tax Transfer - 6/13/2024		
	<u>\$ 6,076,928.17</u>						
TOTAL GENERAL FUND						<u>\$ 6,076,928.17</u>	<u>\$ 6,076,928.17</u>
CAPITAL PROJECTS FUND							
Texpool	79342 79342 00002	C	5.3120%	6/30/2024		\$ 89,519.27	\$ 89,519.27
Beginning Balance	\$ 89,130.14						
Interest	389.13						
	<u>\$ 89,519.27</u>						
TOTAL CAPITAL PROJECTS FUND						<u>\$ 89,519.27</u>	<u>\$ 89,519.27</u>
DEBT SERVICE FUND							
Texpool	79342 79342 00003	C	5.3120%	6/30/2024		\$ 3,338,817.01	\$ 3,338,817.01
Beginning Balance	\$ 3,319,311.67						
Interest	14,505.34						
Addition	5,000.00				Tax Transfer - 6/13/2024		
	<u>\$ 3,338,817.01</u>						
TOTAL DEBT SERVICE FUND						<u>\$ 3,338,817.01</u>	<u>\$ 3,338,817.01</u>

The District's Investments are in compliance with the investment strategy as expressed in the Investment Policy and with the relevant provisions of Chapter 2256 of the Texas Government Code. Further, they comply with Generally Accepted Accounting Principles.

I, Jorge Diaz, hereby certify that, pursuant to Senate Bill 253 and in connection with the preparation of this investment report, I have reviewed the divestment lists prepared and maintained by the Texas Comptroller of Public Accounts, and the District does not own direct or indirect holdings in any companies identified on such lists.

*TYPE A= Certificate of Deposit
 *TYPE B= Direct Government Obligation
 *TYPE C= Public Fund Investment Pool
 *TYPE D= Other

 INVESTMENT OFFICER - JORGE DIAZ

 DISTRICT BOOKKEEPER - LEIGH VITOLS

Fort Bend County MUD # 149

Investment Report, Continued

06/01/24 to 06/30/24

Pledged Securities

BANK: Central Bank

Security/Description	Par Value	Market Value @ 06/30/24	Current Deposits
SWEEP Collateral - 2 Banks	\$ 500,000.00	\$ 500,000.00	
FHLB-D 912828ZS2 05/31/2027	101,000.00	90,166.74	
FHLB-D 413944FQ7 10/01/2027	83,000.00	80,241.10	
	<u>-</u>	<u>-</u>	
Plus FDIC Insurance	\$ 684,000.00	\$ 670,407.84	
	<u>250,000.00</u>	<u>250,000.00</u>	
Total Pledged	<u>\$ 934,000.00</u>	<u>\$ 920,407.84</u>	<u>\$ 602,395.04</u>

COMPLIANCE TRAINING

HB675 states that the Investment Officer must attend at least one training seminar for six (6) hours within twelve months of taking office and requires at least four (4) hours of training within each two year period thereafter.

	<u>INVESTMENT OFFICER</u>	<u>TREASURER</u>	<u>BOOKKEEPER</u>
Name	Jorge Diaz	N/A	MCLENNAN & ASSOC, LP
Date Assumed Office	2/27/2017		10/22/2007
Completed Training	10/17/15 McCall (6 Hrs) 6/23/16 PFIA (4 Hrs) 10/29/16 McCall (6 Hrs) 10/27/18 McCall (6 Hrs) 10/29/19 McCall (6 Hrs) 09/25/20 UNT (5 Hrs) 10/15/22 McCall (6 Hrs) 10/21/23 McCall (6 Hrs)		1999 TAC (10 Hrs) 2001 McCall (5 Hrs) 11/20/03 TAC (6 Hrs) 10/1/05 McCall (4 Hrs) 6/21/07 UNT (4 Hrs) 6/18/09 UNT (4 Hrs) 1/30/12 Txpl Academy 4 Hrs 6/12/14 UNT (6 Hrs) 10/17/15 McCall (6 Hrs) 6/23/16 PFIA (8 Hrs) 10/29/16 McCall (36 Hrs) 10/27/18 McCall (36 Hrs) 10/29/19 McCall (18 Hrs) 09/25/20 UNT (5 Hrs) 03/31/22 PFIA Training (8Hrs) 10/15/22 McCall (36 Hrs) 10/21/23 McCall (30 Hrs)

METHODS USED FOR REPORTING MARKET VALUES

Certificate of Deposit: Face Value plus accrued interest.
 Securities/Direct Government Obligations: Current face value multiplied by the net selling price quoted by the broker
 Public Fund Investment Pool/MM Accounts: Valued at current book value

APPROVED BROKERS

Please refer to Qualified Dealer/Broker List

Fort Bend County MUD # 149

Annual Energy Billings

July 22, 2024

Billing Start Date	Billing End Date	Actual Consumption, KWh or CCF	Period Charges	Service Provider	Billing Start Date	Billing End Date	Actual Consumption, KWh or CCF	Period Charges	Service Provider
(LS #1) 5701 1/2 Aubrey Oaks Ct. - Acct# 2833786					(LS #2) 3550 1/2 LJ Parkway - Acct# 283787				
07/14/2023	08/14/2023	455	58.15	Gexa	07/14/2023	08/14/2023	1,634	191.87	Gexa
08/14/2023	09/13/2023	448	65.88	Gexa	08/14/2023	09/13/2023	1,566	283.18	Gexa
09/13/2023	10/12/2023	1,320	82.62	Gexa	09/13/2023	10/12/2023	4,737	394.44	Gexa
10/12/2023	11/10/2023	432	27.99	Gexa	10/12/2023	11/10/2023	1,581	245.13	Gexa
12/10/2023	12/13/2023	502	67.72	Gexa	12/10/2023	12/13/2023	2,837	475.53	Gexa
12/13/2023	01/17/2024	570	121.56	Gexa	12/13/2023	01/17/2024	4,143	924.48	Gexa
01/17/2024	02/15/2024	542	105.11	Gexa	01/17/2024	02/15/2024	2,152	799.23	Gexa
02/15/2024	03/15/2024	445	43.91	Gexa	02/15/2024	03/15/2024	1,541	182.47	Gexa
03/15/2024	04/16/2024	512	49.47	Gexa	03/15/2024	04/16/2024	1,803	281.65	Gexa
04/16/2024	05/15/2024	468	45.75	Gexa	04/16/2024	05/15/2024	1,624	180.47	Gexa
05/14/2024	06/14/2024	489	48.08	Gexa	05/14/2024	06/14/2024	3,564	526.01	Gexa
Total for FY 2024		<u>6,183</u>	<u>\$716.24</u>		Total for FY 2024		<u>27,182</u>	<u>\$4,484.46</u>	
(LS #3) 4419 1/2 Millstone Canyon Ln - Acct# 2833785					(LS #4) 4600 1/2 Clear Creek Dr - Acct# 2813095				
07/14/2023	08/14/2023	1,018	105.66	Gexa	07/14/2023	08/14/2023	881	101.53	Gexa
08/14/2023	09/13/2023	905	160.60	Gexa	08/14/2023	09/13/2023	858	114.15	Gexa
09/13/2023	10/12/2023	2,598	152.94	Gexa	09/13/2023	10/12/2023	2,565	132.53	Gexa
10/12/2023	11/10/2023	863	64.50	Gexa	10/12/2023	11/10/2023	855	116.16	Gexa
12/10/2023	12/13/2023	1,054	181.74	Gexa	12/10/2023	12/13/2023	1,021	135.78	Gexa
12/13/2023	01/17/2024	1,141	357.42	Gexa	12/13/2023	01/17/2024	1,102	349.51	Gexa
01/17/2024	02/15/2024	1,312	379.40	Gexa	01/17/2024	02/15/2024	953	417.92	Gexa
02/15/2024	03/15/2024	1,006	119.18	Gexa	02/15/2024	03/15/2024	872	195.25	Gexa
03/15/2024	04/16/2024	1,179	145.28	Gexa	03/15/2024	04/16/2024	1,072	206.87	Gexa
04/16/2024	05/15/2024	1,008	119.81	Gexa	04/16/2024	05/15/2024	1,037	205.15	Gexa
05/14/2024	06/14/2024	894	249.66	Gexa	05/14/2024	06/14/2024	1,012	195.30	Gexa
Total for FY 2024		<u>12,978</u>	<u>\$2,036.19</u>		Total for FY 2024		<u>12,228</u>	<u>\$2,170.15</u>	
Totals for Fort Bend #149 for FY 2024									
Electricity									
Totals for FY 2024		<u>58,571</u>	<u>\$9,407.04</u>						

Fort Bend County MUD # 149

Annual GAS Billings

July 22, 2024

Billing Start Date	Billing End Date	Actual Consumption, Kwh or CCF	Period Charges	Service Provider	Billing Start Date	Billing End Date	Actual Consumption, Kwh or CCF	Period Charges	Service Provider
5603 1/2 Rising Walk CT - Acct #3041229501									
07/07/2023	08/04/2023	1,388	203.03	SiEnergy					
08/04/2023	09/08/2023	1,436	100.72	SiEnergy					
09/08/2023	10/05/2023	1,474	102.44	SiEnergy					
10/05/2023	11/06/2023	1,510	95.11	SiEnergy					
11/06/2023	11/28/2023	1,556	98.41	SiEnergy					
11/28/2023	01/03/2024	1,600	96.42	SiEnergy					
01/03/2024	01/31/2024	1,643	99.10	SiEnergy					
01/31/2024	03/06/2024	1,688	114.43	SiEnergy					
03/06/2024	04/02/2024	1,715	79.60	SiEnergy					
04/02/2024	05/01/2024	1,761	115.06	SiEnergy					
05/01/2024	05/29/2024	1,832	151.93	SiEnergy					
Total for FY 2024		<u>17,603</u>	<u>\$1,256.25</u>		Total for FY 2024		<u>0</u>	<u>\$0.00</u>	
Totals for Fort Bend County MUD # 149 for FY 2024									
Gas									
Totals for FY 2024		<u>17,603</u>	<u>\$1,256.25</u>						

Fort Bend County MUD # 149

Cash Analysis, Capital Projects Fund

07/22/24

12/20/11	Beginning Balance		
	Plus:	Bond Proceeds - Series 2015	\$ 8,814,022
09/21/22		Bond Proceeds - Series 2022	3,353,323
		Bond Proceeds - Series 2023	4,269,619
		Interest Earnings	52,440
	Less:	Disbursements - Ser 15 - Attached	(8,777,612)
		Disbursements - Ser 22 - Attached	(3,345,404)
		Disbursements - Ser 23 - Attached	<u>(4,178,346)</u>
07/22/24	Cash Balance		\$ 188,042
	Cash in Bank	98,525	
	Investments	<u>89,519</u>	
07/22/24	Cash Balance	\$ 188,042	
	Interest Earnings	52,440	
	Bond Proceeds-Series 2015	36,410	
	Bond Proceeds-Series 2022	7,919	
	Bond Proceeds-Series 2023	91,273	
	Cash Balance	\$ 188,042	

Fort Bend County MUD # 149

Recap, Expenditure of Bond Proceeds

\$8,955,000 Series 2015

07/22/24

DESCRIPTION	APPROVED AMOUNT	EXPENDED AMOUNT	(OVER) UNDER ESTIMATE
Approved Amount	\$ 8,955,000		
Stonebrook at Rivestone Section 1 Utilities	\$ 1,487,371	\$ 1,487,371	\$ -
Millwood at Riverstone Section 2 Utilities	392,650	392,650	-
Millwood at Riverstone Section 3 Utilities	656,755	656,755	-
Millwood at Riverstone Section 4 Utilities	490,956	492,206	(1,250)
Shadow Glen at Riverstone Section 6 Utilities	341,220	341,220	-
Stonebrook at Rivestone Section 2 Utilities	1,284,475	984,164	300,311
Lost Creek at Riverstone Section 1 Utilities	501,739	501,739	-
Lost Creek at Riverstone Section 2 Utilities	658,292	659,316	(1,024)
Lost Creek at Riverstone Section 3 Utilities	271,593	271,961	(368)
Engineering and Testing	884,080	905,548	(21,468)
Storm Water Pollution Prevention	178,345	240,875	(62,530)
Contingency	2,801		2,801
Water Plant No. 1 Expansion Phase 4	917,910	843,425	74,485
Engineering and Testing	137,686	33,339	104,347
Water Plant Expansion: Land Acquisition	52,475	73,643	(21,168)
Lift Station No. 1	2,382	3,128	(746)
Legal Fees	219,100	219,100	-
Financial advisory fees	179,100	179,100	-
Bond Anticipation Note Interest	98,250	15,992	82,258
Developer Interest	450,072	360,740	89,332
Operating Expenses	58,125	58,125	-
Bond Issuance Costs	35,689	98,117	(62,428)
Bond Anticipation Note Expense	73,941	72,000	1,941
Bond Application Report	60,000	36,805	23,195
Attorney General Fee	8,955	8,955	-
TCEQ Bond Issuance Fee	22,388	22,388	-
Use of Surplus Funds	(780,000)	(780,000)	-
Applied to Purchase Capacity COMC	-	598,950	(598,950)
	-	-	-
Total Capital Projects Fund	\$ 8,686,350	\$ 8,777,612	\$ (91,262)
Capitalized Interest	-	-	-
Bond Discount	268,650	140,978	127,672
Total Debt Service Fund	\$ 268,650	\$ 140,978	\$ 127,672
TOTAL BOND ISSUE	\$ 8,955,000	\$ 8,918,590	\$ 36,410

Fort Bend County MUD # 149

Recap, Expenditure of Bond Proceeds

\$3,400,000 Series 2022

07/22/24

DESCRIPTION	APPROVED AMOUNT	EXPENDED AMOUNT	(OVER) UNDER ESTIMATE
Approved Amount 9/23/22	\$ 3,400,000		
Developer Contribution Items:			
Hagerson Tract Phase 1 Utilities	\$ 1,741,053	\$ 1,741,053	\$ -
Engineering and Testing	204,673	204,673	-
Storm Water Pollution Prevention Planning	53,978	53,978	-
District Items:			
Hagerson Road Expansion Utilities	167,870	167,870	-
Lift Station NO 4	492,604	492,604	-
Hagerson Road Drainage Extension	18,000	18,000	-
Engineering and Materials Testing	114,706	114,706	-
Storm Water Pollution Presentation Planning	815	815	-
Land Costs	11,462	12,699	(1,237)
Non-Construction Costs:			
Legal Fees	100,000	98,000	2,000
Fiscal Agent Fees	68,000	68,000	-
Developer Interest	221,238	268,345	(47,107)
Bond Issuance Expenses	41,701	42,761	(1,060)
Bond Application Report Costs	50,000	50,000	-
Attorney General Fee	3,400	3,400	-
TCEQ issuance fee	8,500	8,500	-
	-	-	-
Total Construction Fund	\$ 3,298,000	\$ 3,345,404	\$ (47,404)
Capitalized Interest	-	-	-
Non-Construction Costs			
Bond Discount	102,000	46,677	55,323
Total Debt Service Fund	\$ 102,000	\$ 46,677	\$ 55,323
Total Bond Issue	\$ 3,400,000	\$ 3,392,081	\$ 7,919

Fort Bend County MUD # 149

Recap, Expenditure of Bond Proceeds

\$4,400,000 Series 2023

07/22/24

DESCRIPTION	APPROVED AMOUNT	EXPENDED AMOUNT	(OVER) UNDER ESTIMATE
Approved Amount 9/27/23	\$ 4,400,000		
Developer Contribution Items:			
Hagerson Tract Phase 2 Utilities	\$ 453,421.00	\$ 453,421.00	\$ -
Hagerson Tract Phase 3 Utilities	1,203,953	1,203,953	
Hagerson Tract Phase 4 Utilities	710,181	710,181	
Engineering and Testing	328,951	323,969	4,982
Storm Water Pollution Compliance	69,592	69,592	-
District Items:			
Hagerson Road Expansion Utilities	671,478	671,478	-
Engineering and Materials Testing	73,495	73,495	-
Storm Water Pollution Presentation Planning	3,260	3,260	-
Non-Construction Costs:			
Legal Fees	118,000	118,000	-
Fiscal Agent Fees	88,000	90,866	(2,866)
Developer Interest	431,180	355,421	75,759
Bond Issuance Expenses	51,089	39,309	11,780
Bond Application Report Costs	50,000	50,000	-
Attorney General Fee	4,400	4,400	-
TCEQ issuance fee	11,000	11,000	-
	-	-	-
Total Construction Fund	\$ 4,268,000	\$ 4,178,346	\$ 89,654
Capitalized Interest	-		-
Non-Construction Costs			
Bond Discount	132,000	130,381	1,619
Total Debt Service Fund	\$ 132,000	\$ 130,381	\$ 1,619
Total Bond Issue	\$ 4,400,000	\$ 4,308,727	\$ 91,273

FORT BEND COUNTY MUD#149
OPERATING BUDGET
8/1/23 to 7/31/24
Adopted

	Aug	Sept	Oct	Nov	Dec	Jan	Feb	Mar	Apr	May	June	July	TOTAL
REVENUE:													
4100	Water Revenue	27,850	25,550	25,550	25,550	23,550	23,550	23,550	27,850	27,850	27,850	27,850	310,100
4120	Reconnection Fees	350	350	350	350	350	350	350	350	350	350	350	4,200
4200	Sewer Revenue	77,500	77,500	77,500	77,500	77,500	77,500	77,500	77,500	77,500	77,500	77,500	930,000
4310	Tap Fees (1250)	5,000	5,000	5,000	5,000	5,000	5,000	5,000	5,000	5,000	5,000	5,000	60,000
4315	Inspection Fee	210	210	210	210	210	210	210	210	210	210	210	2,520
4317	Building Inspection Fees	1,500	1,500	1,500	1,500	1,500	1,500	1,500	1,500	1,500	1,500	1,500	18,000
4320	Maintenance Tax	-	-	-	-	-	358,805	299,004	89,701	-	-	-	747,511
4330	Penalty, Interest & Late Fees	1,500	1,500	1,500	1,500	1,500	1,500	1,500	1,500	1,500	1,500	1,500	18,000
4350	Transfer Fees	850	850	850	850	850	850	850	850	850	850	850	10,200
5328	Surface Water Revenue	40,250	40,250	40,250	40,250	40,250	40,250	40,250	40,250	40,250	40,250	40,250	483,000
5391	Interest Earnings	7,500	7,500	7,500	7,500	7,500	7,500	7,500	7,500	7,500	7,500	7,500	90,000
5399	Miscellaneous Revenue	200	200	200	200	200	200	200	200	200	200	200	2,400
5402	Fire Contract Rev (\$17.46)	13,521	26,539	26,539	26,539	26,539	26,539	26,539	26,539	26,539	26,539	26,539	305,450
TOTAL REVENUE		176,231	186,949	186,949	186,949	184,949	543,754	483,953	274,650	189,249	189,249	189,249	2,981,381
EXPENSES:													
6200	Payroll Administration	210	210	210	210	210	210	210	210	210	210	210	2,520
6201	Payroll Tax Expenses	169	169	169	169	169	169	169	169	169	169	169	2,029
6300	Purchase Water	68,000	65,000	65,000	65,000	63,000	63,000	63,000	68,000	68,000	68,000	68,000	787,000
6301	Purchase Sewer	27,716	27,716	27,716	27,716	27,716	27,716	27,716	27,716	27,716	27,716	27,716	332,590
6310	Director Fees	2,210	2,210	2,210	2,210	2,210	2,210	2,210	2,210	2,210	2,210	2,210	26,520
6320	Legal Fees-General	7,200	7,200	7,200	7,200	7,200	7,200	7,200	7,200	7,200	7,200	7,200	86,400
6321	Auditing Fees	-	-	16,000	1,000	-	-	-	-	-	-	-	17,000
6322	Engineering Fees	1,500	1,500	1,500	1,500	1,500	1,500	1,500	1,500	1,500	1,500	1,500	18,000
6323	Operator Fees	3,500	3,500	3,500	3,500	3,500	3,500	3,500	3,500	3,500	3,500	3,500	42,000
6324	Lab Fees	550	550	550	550	550	550	550	550	550	550	550	6,600
6325	Election Expenses	-	-	-	-	-	-	-	-	15,000	-	-	15,000
6326	Permit Fees	200	200	200	200	200	200	200	200	200	200	200	2,400
6328	Legal Notices	1,500	-	-	-	-	-	1,500	-	-	-	-	3,000
6333	Bookkeeping	2,950	2,950	2,950	2,950	2,950	3,680	2,950	2,950	2,950	3,680	2,950	36,860
6334	Website Maintenance	1,215	1,215	1,215	1,215	1,215	1,215	1,215	1,215	1,215	1,215	1,215	14,580
6335	Maintenance & Repair	12,000	12,000	12,000	12,000	12,000	12,000	12,000	12,000	12,000	12,000	12,000	144,000
6340	Printing/Office Supplies	1,680	1,680	1,680	1,680	1,680	1,680	1,680	1,680	1,680	1,680	1,680	20,160
6341	Mosquito Abatement Exp	2,450	-	-	2,450	-	-	-	2,450	-	2,450	-	9,800

FORT BEND COUNTY MUD#149
OPERATING BUDGET
8/1/23 to 7/31/24
Adopted

	Aug	Sept	Oct	Nov	Dec	Jan	Feb	Mar	Apr	May	June	July	TOTAL
6342 Chemicals	41	41	41	41	41	41	41	41	41	41	41	49	500
6343 Security Services	15,000	15,000	15,000	15,000	15,000	15,000	15,000	15,000	15,000	15,000	15,000	15,000	180,000
6350 Postage	32	32	32	32	32	32	32	32	32	32	32	32	384
6351 Telephone	95	95	95	95	95	95	95	95	95	95	95	95	1,140
6352 Utilities	1,250	1,250	1,250	1,250	1,250	1,250	1,250	1,250	1,250	1,250	1,250	1,250	15,000
6353 Insurance	-	-	-	-	-	-	-	-	-	-	12,855	-	12,855
6354 Travel & Expenses	250	250	250	250	250	250	250	250	250	250	250	250	3,000
6355 AWBD Fees/Exps	300	300	300	300	300	300	2,500	300	300	300	2,500	300	8,000
6359 Other Expenses	250	250	250	250	250	250	250	250	250	250	250	250	3,000
6370 Tap Connection Exps	2,500	2,500	2,500	2,500	2,500	2,500	2,500	2,500	2,500	2,500	2,500	2,500	30,000
6375 Insp Exps	900	900	900	900	900	900	900	900	900	900	900	900	10,800
6377 Plumbing Inspection Exps	45	45	45	45	45	45	45	45	45	45	45	45	540
6378 Transfer Fee Exps	550	550	550	550	550	550	550	550	550	550	550	550	6,600
6380 Disconnection Fees	500	500	500	500	500	500	500	500	500	500	500	500	6,000
6398 Fire Contract Exps (\$17.46)	13,521	26,539	26,539	26,539	26,539	26,539	26,539	26,539	26,539	26,539	26,539	26,539	305,450
6399 Garbage Expense (\$22.32)	35,488	35,488	35,488	35,488	37,263	37,263	37,263	37,263	37,263	37,263	37,263	37,263	440,056
6400 Mowing	350	350	350	350	350	350	350	350	350	350	350	350	4,200
6405 Riverstone SWMP	1,950	-	-	1,950	-	-	1,850	-	-	2,000	-	-	7,750
7399 Arbitrage Expenses	-	-	-	-	-	5,000	-	-	-	-	-	-	5,000
7410 TCEQ Assessment Fees	-	-	-	-	-	5,850	-	-	-	-	-	-	5,850
TOTAL EXPENSES	206,072	210,190	226,190	215,590	209,965	221,545	214,015	213,915	214,965	231,965	233,200	214,973	2,612,583
NET REVENUES/LOSS	(29,841)	(23,241)	(39,241)	(28,641)	(25,016)	322,209	269,939	60,735	(25,716)	(42,716)	(43,951)	(25,724)	368,798
Beginning Cash Surplus	5,395,000	3,989,623	3,966,382	3,927,141	3,898,500	3,873,485	4,195,694	4,465,632	4,526,368	4,500,652	4,457,936	4,413,985	
Renewal & Replacement	(1,375,536)	-	-	-	-	-	-	-	-	-	-	-	
Net Revenues/Loss	(29,841)	(23,241)	(39,241)	(28,641)	(25,016)	322,209	269,939	60,735	(25,716)	(42,716)	(43,951)	(25,724)	
Ending Cash Surplus/Deficit	3,989,623	3,966,382	3,927,141	3,898,500	3,873,485	4,195,694	4,465,632	4,526,368	4,500,652	4,457,936	4,413,985	4,388,262	

Notes:

Maintenance Tax assumes 2022 CAV of \$610,212,967 x \$.125/100 @ 98%
 Fire Contract @ \$8.91/connection-August, \$17.46/connection Sept - August
 Garbage Exps @ \$22.32/conn; approximate CPI 5% =Nov 2023/July 2024

Presented Draft#1: 06/26/23
 Presented Draft#2: 07/24/23
 Adopted: 07/24/23

Prepared By:
 McLennan & Associates
 1717 St. James Place Suite 500 Box 45
 Houston, Texas 77056
 Phone (281) 920-4000 Fax (281) 920-0065
 Email:Jdiaz@McLennanandAssoc.com

NOTE: A full copy of the budget appendices is available by contacting the District's Records Administrator at publicinformationactrequests@mullerlawgroup.com

Fort Bend MUD #149 - General Fund
Budget Comparison
June 2024

	Jun 24	Budget	Variance	Aug 23-Jun 24	YTD Budget	Variance
Revenue						
4100 · Water Service Revenue	\$ 26,359	\$ 27,850	\$ (1,491)	\$ 315,920	\$ 282,250	\$ 33,670
4120 · Reconnection Fees	430	350	80	3,416	3,850	(434)
4200 · Sewer Service Revenue	79,983	77,500	2,483	890,115	852,500	37,615
4310 · Tap Connection Fees	-	5,000	(5,000)	13,750	55,000	(41,250)
4315 · Inspection Fees	-	210	(210)	3,320	2,310	1,010
4317 · Building Inspections Fees	-	1,500	(1,500)	1,650	16,500	(14,850)
4320 · Maintenance Tax Revenue	1,869	-	1,869	565,608	747,510	(181,902)
4330 · Penalty Interest & Late Fee	1,662	1,500	162	28,281	16,500	11,781
4350 · Transfer Fees	630	850	(220)	7,035	9,350	(2,315)
5328 · Surface Water Revenue	46,452	40,250	6,202	560,627	442,750	117,877
5391 · Interest Earnings	26,893	7,500	19,393	288,840	82,500	206,340
5399 · Miscellaneous Revenue	228	200	28	1,518	2,200	(682)
5402 · Fire Contract Revenue	26,231	26,539	(308)	198,478	278,911	(80,433)
Total Revenue	\$ 210,737	\$ 189,249	\$ 21,488	\$ 2,878,558	\$ 2,792,131	\$ 86,427
Expense						
6200 · Payroll Administration	\$ 248	\$ 210	\$ 38	\$ 2,938	\$ 2,310	\$ 628
6201 · Payroll Tax Expense	406	169	237	2,333	1,859	474
6300 · Purchased Water	52,170	68,000	(15,830)	549,669	719,000	(169,331)
6301 · Purchased Sewer Services	(68,474)	27,716	(96,190)	138,543	304,876	(166,333)
6310 · Director Fees	5,304	2,210	3,094	30,498	24,310	6,188
6320.1 · Legal Fees	7,471	7,200	271	85,217	79,200	6,017
6321 · Auditing Fees	-	-	-	17,000	17,000	-
6322 · Engineering Fees - General	4,971	1,500	3,471	21,500	16,500	5,000
6323 · Operator Fees	4,382	3,500	882	46,495	38,500	7,995
6324 · Laboratory Expenses	726	550	176	7,033	6,050	983
6325 · Election Expenses	517	-	517	1,677	15,000	(13,323)
6326 · Permit Fees	-	200	(200)	100	2,200	(2,100)
6328 · Legal Notices	-	-	-	-	3,000	(3,000)
6333 · Bookkeeping Fees	3,773	3,680	93	36,418	33,910	2,508
6334 · Website Maintenance	701	1,215	(514)	11,094	13,365	(2,271)
6335 · Maintenance & Repairs-Routine	27,977	12,000	15,977	183,160	132,000	51,160
6340 · Printing and Office Supplies	1,549	1,680	(131)	16,418	18,480	(2,062)
6341 · Mosquito Abatement Exp	2,445	2,450	(5)	20,976	9,800	11,176
6342 · Chemicals	-	41	(41)	-	451	(451)
6343 · Security Services	34,638	15,000	19,638	217,256	165,000	52,256
6350 · Postage	556	32	524	5,997	352	5,645
6351 · Telephone	-	95	(95)	-	1,045	(1,045)
6352 · Utilities	1,262	1,250	12	10,325	13,750	(3,425)
6353 · Insurance	-	12,855	(12,855)	-	12,855	(12,855)
6354 · Travel Expenses	87	250	(163)	852	2,750	(1,898)
6355 · A W B D Expenses	3,776	2,500	1,276	15,321	7,700	7,621

Fort Bend MUD #149 - General Fund
Budget Comparison
June 2024

	Jun 24	Budget	Variance	Aug 23-Jun 24	YTD Budget	Variance
6359 · Other Expenses	\$ -	\$ 250	\$ (250)	\$ 153,087	\$ 2,750	\$ 150,337
6370 · Tap Connection Expense	-	2,500	(2,500)	21,181	27,500	(6,320)
6375 · Inspection Expense	-	900	(900)	4,617	9,900	(5,283)
6377 · Plumbing Inspection Expense	-	45	(45)	4,301	495	3,806
6378 · Transfer Fee	954	550	404	6,831	6,050	781
6379 · Building Inspection Exp	-			4,827		
6380 · Disconnection Fees	609	500	109	4,993	5,500	(507)
6398 · Fire Service Contract Expense	27,011	26,539	472	256,748	278,911	(22,163)
6399 · Garbage Expenses	38,575	37,263	1,312	410,410	402,793	7,617
6400 · Mowing	975	350	625	4,095	3,850	245
6405 · Storm Water Management	-	-	-	-	7,750	(7,750)
7399 · Arbitrage Expenses	-	-	-	5,000	5,000	-
7410 · TCEQ Assessment Fee	-	-	-	8,122	5,850	2,272
Total Expense	\$ 152,607	\$ 233,200	\$ (80,593)	\$ 2,305,030	\$ 2,397,612	\$ (92,582)
Overall Surplus / (Deficit)	\$ 58,130	\$ (43,951)	\$ 102,081	\$ 573,527	\$ 394,519	\$ 179,008

FORT BEND COUNTY MUD#149

OPERATING BUDGET

8/1/24 to 7/31/25

Draft #2

	Aug	Sept	Oct	Nov	Dec	Jan	Feb	Mar	Apr	May	June	July	TOTAL	FY2024	% Change	
REVENUE:																
4100	Water Revenue	29,850	29,550	27,550	29,550	25,550	25,550	25,550	29,850	29,850	29,850	29,850	338,100	310,100	9.03%	
4120	Reconnection Fees	350	350	350	350	350	350	350	350	350	350	350	4,200	4,200	0.00%	
4200	Sewer Revenue	78,000	78,000	78,000	78,000	78,000	78,000	78,000	78,000	78,000	78,000	78,000	936,000	930,000	0.65%	
4310	Tap Fees (1250)	1,400	1,400	1,400	1,400	1,400	1,400	1,400	1,400	1,400	1,400	1,400	16,800	60,000	-72.00%	
4315	Inspection Fee	300	300	300	300	300	300	300	300	300	300	300	3,600	2,520	42.86%	
4317	Building Inspection Fees	500	500	500	500	500	500	500	500	500	500	500	6,000	18,000	-66.67%	
4320	Maintenance Tax	-	-	-	-	448,161	373,468	112,040	-	-	-	-	933,670	747,511	24.90%	
4330	Penalty, Interest & Late Fees	2,000	2,000	2,000	2,000	2,000	2,000	2,000	2,000	2,000	2,000	2,000	24,000	18,000	33.33%	
4350	Transfer Fees	850	850	850	850	850	850	850	850	850	850	850	10,200	10,200	0.00%	
5328	Surface Water Revenue	42,300	42,300	42,300	42,300	42,300	42,300	42,300	42,300	42,300	42,300	42,300	507,600	483,000	5.09%	
5391	Interest Earnings	8,000	8,000	8,000	8,000	8,000	8,000	8,000	8,000	8,000	8,000	8,000	96,000	90,000	6.67%	
5399	Miscellaneous Revenue	200	200	200	200	200	200	200	200	200	200	200	2,400	2,400	0.00%	
5402	Fire Contract Rev (\$17.46)	26,539	26,539	26,539	26,539	26,539	26,539	26,539	26,539	26,539	26,539	26,539	318,468	305,450	4.26%	
TOTAL REVENUE		190,289	189,989	187,989	189,989	185,989	634,150	559,457	298,029	190,289	190,289	190,289	190,289	3,197,038	2,981,381	7.23%
EXPENSES:																
6200	Payroll Administration	270	270	270	270	270	270	270	270	270	270	270	3,240	2,520	28.57%	
6201	Payroll Tax Expenses	169	169	169	169	169	169	169	169	169	169	169	2,029	2,029	0.00%	
6300	Purchase Water	68,000	65,000	65,000	65,000	63,000	63,000	63,000	68,000	68,000	68,000	68,000	787,000	787,000	0.00%	
6301	Purchase Sewer	27,716	27,716	27,716	27,716	27,716	27,716	27,716	27,716	27,716	27,716	27,716	332,590	332,590	0.00%	
6310	Director Fees	2,210	2,210	2,210	2,210	2,210	2,210	2,210	2,210	2,210	2,210	2,210	26,520	26,520	0.00%	
6320	Legal Fees-General	7,400	7,400	7,400	7,400	7,400	7,400	7,400	7,400	7,400	7,400	7,400	88,800	86,400	2.78%	
6321	Auditing Fees	-	-	17,000	1,000	-	-	-	-	-	-	-	18,000	17,000	5.88%	
6322	Engineering Fees	1,700	1,700	1,700	1,700	1,700	1,700	1,700	1,700	1,700	1,700	1,700	20,400	18,000	13.33%	
6323	Operator Fees	4,200	4,200	4,200	4,200	4,200	4,200	4,200	4,200	4,200	4,200	4,200	50,400	42,000	20.00%	
6324	Lab Fees	650	650	650	650	650	650	650	650	650	650	650	7,800	6,600	18.18%	
6326	Permit Fees	200	200	200	200	200	200	200	200	200	200	200	2,400	2,400	0.00%	
6328	Legal Notices	1,500	-	-	-	-	-	1,500	-	-	-	-	3,000	3,000	0.00%	
6333	Bookkeeping	3,200	3,200	3,200	3,200	3,200	4,200	3,200	3,200	3,200	4,200	3,200	40,400	36,860	9.60%	
6334	Website Maintenance	1,100	1,100	1,100	1,100	1,100	1,100	1,100	1,100	1,100	1,100	1,100	13,200	14,580	-9.47%	
6335	Maintenance & Repair	15,000	15,000	15,000	15,000	15,000	15,000	15,000	15,000	15,000	15,000	15,000	180,000	144,000	25.00%	
6340	Printing/Office Supplies	1,680	1,680	1,680	1,680	1,680	1,680	1,680	1,680	1,680	1,680	1,680	20,160	20,160	0.00%	
6341	Mosquito Abatement Exp	1,700	1,700	1,700	1,700	1,700	1,700	1,700	1,700	1,700	1,700	1,700	20,400	9,800	108.16%	

FORT BEND COUNTY MUD#149

OPERATING BUDGET

8/1/24 to 7/31/25

Draft #2

	Aug	Sept	Oct	Nov	Dec	Jan	Feb	Mar	Apr	May	June	July	TOTAL	FY2024	% Change
6342 Chemicals	41	41	41	41	41	41	41	41	41	41	41	49	500	500	0.00%
6343 Security Services	17,000	17,000	17,000	17,000	17,000	17,000	17,000	17,000	17,000	17,000	17,000	17,000	204,000	180,000	13.33%
6350 Postage	50	50	50	50	50	50	50	50	50	50	50	50	600	384	56.25%
6351 Telephone	95	95	95	95	95	95	95	95	95	95	95	95	1,140	1,140	0.00%
6352 Utilities	1,250	1,250	1,250	1,250	1,250	1,250	1,250	1,250	1,250	1,250	1,250	1,250	15,000	15,000	0.00%
6353 Insurance	-	-	-	-	-	-	-	-	-	-	11,584	-	11,584	12,855	-9.89%
6354 Travel & Expenses	250	250	250	250	250	250	250	250	250	250	250	250	3,000	3,000	0.00%
6355 AWBD Fees/Exps	300	300	300	300	300	300	4,000	300	300	300	4,000	300	11,000	8,000	37.50%
6359 Other Expenses	250	250	250	250	250	250	250	250	250	250	250	250	3,000	3,000	0.00%
6370 Tap Connection Exps	2,500	2,500	2,500	2,500	2,500	2,500	2,500	2,500	2,500	2,500	2,500	2,500	30,000	30,000	0.00%
6375 Insp Exps	900	900	900	900	900	900	900	900	900	900	900	900	10,800	10,800	0.00%
6377 Plumbing Inspection Exps	400	400	400	400	400	400	400	400	400	400	400	400	4,800	540	788.89%
6378 Transfer Fee Exps	550	550	550	550	550	550	550	550	550	550	550	550	6,600	6,600	0.00%
6380 Disconnection Fees	500	500	500	500	500	500	500	500	500	500	500	500	6,000	6,000	0.00%
6398 Fire Contract Exps (\$17.46)	27,011	27,011	27,011	27,011	27,011	27,011	27,011	27,011	27,011	27,011	27,011	27,011	324,132	305,450	6.12%
6399 Garbage Expense (\$25.13)	37,263	37,263	37,263	37,263	39,126	39,126	39,126	39,126	39,126	39,126	39,126	39,126	462,060	440,056	5.00%
6400 Mowing	350	350	350	350	350	350	350	350	350	350	350	350	4,200	4,200	0.00%
6405 Riverstone SWMP	1,950	-	-	1,950	-	-	1,850	-	-	2,000	-	-	7,750	7,750	0.00%
7399 Arbitrage Expenses	-	-	-	-	-	5,000	-	-	-	-	-	-	5,000	5,000	0.00%
7410 TCEQ Assessment Fees	-	-	-	-	-	8,112	-	-	-	-	-	-	8,112	5,850	38.67%
TOTAL EXPENSES	227,355	220,905	237,905	223,855	220,768	234,880	226,318	222,268	225,768	227,768	242,052	225,776	2,735,616	2,612,583	4.71%
NET REVENUES/LOSS	(37,066)	(30,916)	(49,916)	(33,866)	(34,779)	399,271	333,139	75,762	(35,479)	(37,479)	(51,763)	(35,487)	461,421	537,018	-14.08%
Beginning Cash Surplus	6,375,168	4,962,566	4,931,650	4,881,735	4,847,869	4,813,090	5,212,361	5,545,500	5,621,261	5,585,782	5,548,303	5,496,541			
Renewal & Replacement	(1,375,536)	-	-	-	-	-	-	-	-	-	-	-			
Net Revenues/Loss	(37,066)	(30,916)	(49,916)	(33,866)	(34,779)	399,271	333,139	75,762	(35,479)	(37,479)	(51,763)	(35,487)			
Ending Cash Surplus/Deficit	4,962,566	4,931,650	4,881,735	4,847,869	4,813,090	5,212,361	5,545,500	5,621,261	5,585,782	5,548,303	5,496,541	5,461,054			

Notes:

Maintenance Tax assumes 2023 CAV of \$762,179,397 x \$.125/100 @ 98%
 Fire Contract @ \$17.46/connection
 Garbage Exps @ \$25.13/conn; approximate CPI 5% =Nov 2024/July 2025

Presented Draft#1: 06/20/24

Presented Draft#2: 07/22/24

Prepared By:

McLennan & Associates
 1717 St. James Place Suite 500 Box 45
 Houston, Texas 77056
 Phone (281) 920-4000 Fax (281) 920-0065
 Email: Jdiaz@McLennanandAssoc.com
 Email: JLvitols@McLennanandAssoc.com

NOTE: A full copy of the budget appendices is available by contacting the District's Records Administrator at publicinformationactrequests@mullerlawgroup.com

Fort Bend County MUD No. 149
Engineer's Report
7/22/2024

Action Item List:

1. **City of Missouri City Matters**
 - a. **Steep Bank Flat Bank WWTP**
 - i. **Emailed letter from the City of Missouri City received regarding the reconciliation of the project. FBCMUD 149 share of the reconciliation is \$22,241.37 to be paid to the City for the close out of the project.**
 - b. **Master Drainage Plan for the City: City has engaged Walter P. Moore to prepare the master drainage plan update. This process will take several months. No update since last meeting.**
2. **Natural Gas Generator Backup for District Lift Stations**
 - a. **Electrical design is finally complete. Currently preparing final plans and contracts for bid. No action required this month.**
3. **Miscellaneous Items: None**
4. **New Lots This Month: None Total Number of Lots: 1,494**

Presented by:
Chad E. Hablinski, P.E.

W:\2003\2003027\100 District Consultation\Meetings\2024\July_PD Engineers Report.docx

Fort Bend County Municipal Utility District #149
Board of Directors

Operations Report for the meeting held on July 22nd, 2024.

Management Report Summary

1. Builder Services:

- Post Builder Inspection (0)
- Residential Customer Service Inspection (0)
- Residential Backflow Inspection (0)
- Recall Residential Customer Service Inspection (0)
- Recall Residential Backflow Inspection (0)

2. Maintenance & Repairs:

- Lift Station
 - i. L2 – Reinstalled lift pump after repairs. Checked operation and put back in service.
 - ii. L3 – Performed thorough cleaning of lift station removing heavy built-up grease & debris and washing down wet well walls.
- Water Distribution
 - i. Repaired, greased, functioned, and repainted 1 district fire hydrant.
 - ii. Completed concrete and landscaping restoration from a previously reported excavation.
- Sanitary Sewer Collection
 - i. Ran dye test and found infiltration. Started job to repair sanitary manhole.
- Storm Sewer
 - i. Nothing to report.

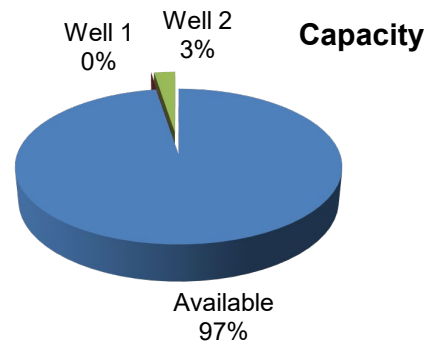
3. Board Action Items:

- None at this time.

Fort Bend M.U.D. No. 115
Production Report

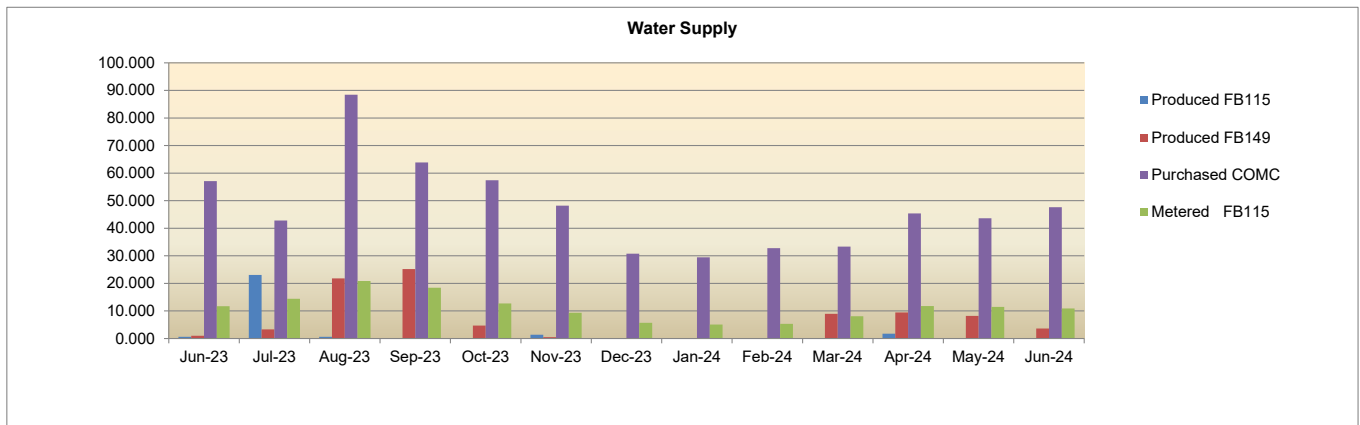
JUNE PUMPAGE X 1,000 GALS								
Date	F115 Well #1	F149 Well #2	Total Pump	Capacity	Purchase Plant #1	Purchase Plant #2	Total Purchase	From COMC
1	0	0	0	0.0%	0.8649	0.0417	0.9066	COMC
2	0	119	119	2.2%	1.6964	0.3260	2.0224	COMC
3	64	173	237	4.4%	0.9563	0.7027	1.6590	COMC
4	0	193	193	3.6%	1.1497	0.4158	1.5655	COMC
5	0	0	0	0.0%	0.9760	0.4401	1.4161	COMC
6	0	149	149	2.8%	0.9936	0.3932	1.3868	COMC
7	0	180	180	3.4%	0.6742	0.0661	0.7403	COMC
8	0	110	110	2.1%	1.8095	0.7163	2.5258	COMC
9	0	295	295	5.5%	1.3096	0.1836	1.4932	COMC
10	0	0	0	0.0%	0.9228	1.1160	2.0388	COMC
11	0	182	182	3.4%	0.4674	1.1391	1.6065	COMC
12	0	0	0	0.0%	0.3413	1.2210	1.5623	COMC
13	0	69	69	1.3%	0.2114	0.8907	1.1021	COMC
14	0	81	81	1.5%	0.6467	0.9128	1.5595	COMC
15	0	217	217	4.1%	0.6755	1.3422	2.0177	COMC
16	0	158	158	3.0%	0.3753	1.2872	1.6625	COMC
17	0	0	0	0.0%	0.6053	1.1417	1.7470	COMC
18	0	0	0	0.0%	0.1834	1.3154	1.4988	COMC
19	0	0	0	0.0%	0.2093	1.0981	1.3074	COMC
20	0	0	0	0.0%	0.1975	1.2935	1.4910	COMC
21	0	0	0	0.0%	0.3721	0.6317	1.0038	COMC
22	0	0	0	0.0%	0.2117	1.2500	1.4617	COMC
23	0	224	224	4.2%	0.6255	1.8495	2.4750	COMC
24	0	231	231	4.3%	0.9912	0.9456	1.9368	COMC
25	0	180	180	3.4%	0.7569	0.8325	1.5894	COMC
26	0	351	351	6.6%	0.9260	1.0268	1.9528	COMC
27	0	278	278	5.2%	0.7306	0.9731	1.7037	COMC
28	0	289	289	5.4%	0.5330	1.0863	1.6193	COMC
29	0	221	221	4.1%	0.9234	1.3503	2.2737	COMC
30	0	344	344	6.4%	0.6271	1.1976	1.8247	COMC
31							0.0000	COMC
TOTAL:	64	4,044	4,108		21.9636	27.1866	49.1502	

WATER WELL	PRODUCT TEST	GPM	DAILY CAPACITY
F115	6/4/24	1469	2,115
F149	6/4/24	2246	3,234
TOTAL			5,350



Fort Bend M.U.D. No. 149 Accountability Report

Billing Period	Produced FB115	Produced FB149	Purchased COMC	Total Supplied	Metered FB115	Metered FB129	Metered FB149	Sold to FB46	Unmetered	Repairs	Accountability	Four month average
05/31/23 - 06/28/23	0.633	0.971	57.125	58.729	11.737	24.210	19.108	0.000	0.050	0.000	93.83%	94.58%
06/29/23 - 07/26/23	23.088	3.312	42.835	69.235	14.428	29.021	23.407	0.000	0.036	0.000	96.62%	95.62%
07/27/23 - 08/28/23	0.647	21.792	88.418	110.857	20.848	50.242	35.877	0.000	0.000	0.000	96.49%	95.68%
08/29/23 - 09/27/23	0.020	25.184	63.838	89.042	18.440	38.448	30.011	0.000	0.104	0.000	97.71%	96.16%
09/28/23 - 10/26/23	0.000	4.677	57.393	62.070	12.705	26.155	21.858	0.000	0.035	0.000	97.88%	97.17%
10/27/23 - 11/29/23	1.403	0.492	48.220	50.115	9.337	20.876	17.495	0.000	0.044	0.000	95.28%	96.84%
11/30/23 - 12/28/23	0.212	0.113	30.800	31.125	5.678	12.615	11.796	0.000	0.116	0.000	97.05%	96.98%
12/29/23 - 01/29/24	0.000	0.000	29.440	29.440	5.049	12.178	10.778	0.000	0.111	0.000	95.50%	96.43%
01/30/24 - 02/28/24	0.000	0.000	32.779	32.779	5.306	11.487	10.383	0.000	0.087	5.500	99.95%	96.95%
02/29/24 - 03/28/24	0.000	8.959	33.373	42.332	8.062	16.927	14.427	0.000	0.123	0.000	93.40%	96.48%
03/29/24 - 04/29/24	1.725	9.491	45.396	56.612	11.772	22.411	19.262	0.000	0.080	0.000	94.55%	95.85%
04/30/24 - 05/29/24	0.000	8.216	43.611	51.827	11.440	20.374	16.625	0.000	0.119	0.000	93.69%	95.40%
05/30/24 - 06/28/24	0.064	3.613	47.612	51.289	10.904	21.451	17.161	0.000	0.053	0.000	96.65%	94.57%



Fort Bend M.U.D. No. 149
Customer Billing Report

	June 28, 2024	May 28, 2024	April 28, 2024
Beginning Date	6/7/2024	5/8/2024	4/6/2024
Closing Date	7/5/2024	6/6/2024	5/7/2024

Collected Amount

Penalty	\$ 1,481.17	\$ 1,689.80	\$ 1,728.41
Water	\$ 24,106.91	\$ 25,288.24	\$ 21,343.36
Sewer	\$ 77,755.32	\$ 77,423.29	\$ 78,465.11
City GRP Fee	\$ 46,158.46	\$ 42,361.02	\$ 40,679.18
Fire	\$ 25,970.69	\$ 25,878.64	\$ 25,998.45
Deposit	\$ 75.00	\$ 300.00	\$ 150.00
Transfer Fee	\$ 630.00	\$ 420.00	\$ 455.00
Miscellaneous	\$ 913.62	\$ 2,245.57	\$ 721.24
TOTAL COLLECTED	\$ 177,091.17	\$ 175,606.56	\$ 169,540.75
OVERPAYMENT	\$ 4,221.45	\$ 16,232.48	\$ 5,487.20
TOTAL COLLECTED	\$ 181,312.62	\$ 191,839.04	\$ 175,027.95

Billed Amounts

Water	\$ 25,808.34	\$ 25,419.85	\$ 26,797.42
Sewer	\$ 80,350.08	\$ 80,663.78	\$ 80,383.85
City GRP Fee	\$ 48,664.18	\$ 47,161.57	\$ 54,298.84
Fire	\$ 27,063.00	\$ 27,045.54	\$ 26,801.10
Transfer Fee	\$ 525.00	\$ 980.00	\$ 455.00
Miscellaneous	\$ -	\$ -	\$ -
TOTAL BILLED	\$ 182,410.60	\$ 181,270.74	\$ 188,736.21

Aged Receivables

30 Days Arrears	\$ 18,878.52	\$ 23,149.85	\$ 8,812.25
60 Days Arrears	\$ 13,628.41	\$ 8,016.84	\$ 8,278.43
90 Days Arrears	\$ 3,376.25	\$ 3,086.95	\$ 3,606.84
Over 120 Days Arrears	\$ 6,414.73	\$ 6,147.50	\$ 6,232.66
Previous Month Overpymt	\$ (5,270.70)	\$ (5,506.70)	\$ (5,965.18)
Total Aged Receivables	\$ 37,027.21	\$ 34,894.44	\$ 20,965.00
Current Month Overpymt	\$ (25,303.41)	\$ (26,558.99)	\$ (15,912.95)
TOTAL LESS OVERPYMT	\$ 11,723.80	\$ 8,335.45	\$ 5,052.05
TOTAL RECEIVABLES	\$ 194,134.40	\$ 189,606.19	\$ 193,788.26

Deposit Liabilities	\$ 6,000.00	\$ 6,225.00	\$ 6,150.00
----------------------------	--------------------	--------------------	--------------------

Average Usage For Meters	9,476	9,251	10,174
---------------------------------	-------	-------	--------

Fort Bend M.U.D. No. 149
Connection Report

	<u>June 28, 2024</u>	<u>May 28, 2024</u>	<u>April 28, 2024</u>
Occupied Single Family	1536	1535	1522
Vacant Single Family	9	10	23
Multi-Family	0	0	0
Commercial	0	0	0
Builder	0	0	0
Irrigation	72	72	72
Rental Meters	0	0	0
District Meters	1	1	1
TOTAL CONNECTIONS	1618	1618	1618